


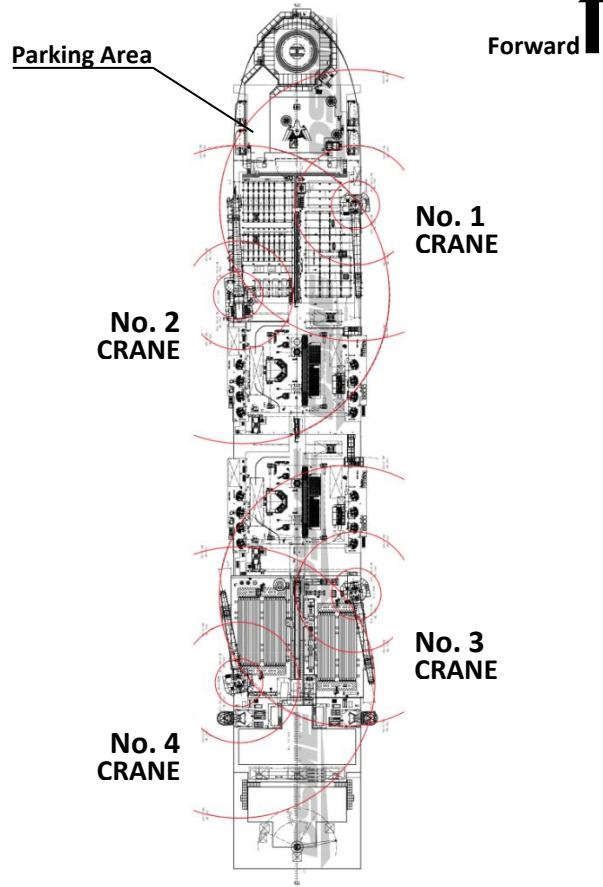


1. Operating Company Logo 	2. Position Call (832) 587-5650	3. Location Name <h1 style="text-align: center;">DEEPWATER PROTEUS</h1>	
4. Helideck Identifying Marking DEEPWATER PROTEUS		7. Helideck Elevation 116.5 ft (35.5m)	8. Lease Block Number Varies (Drill Ship)
5. Operating Company Shell Exploration & Production Company	6. Helideck D-Value 22.2 (22)	11. Max Allowable Weight 28,660 (13T)	12. Region Gulf of Mexico
9. VHF Radio Frequency 122.7 MHz	10. Helideck Dimensions 73.5x73.5ft (22.4x22.4m)	14. TPDM/Aiming Circle Y/Centered	15. Weather/ATIS/AWOS FREQ: N/A TEL: (832) 587-5650
13. Limitations Parking area is designed for one (1) Sikorsky S-92A		16. Marking Standard CAP-437	17. Remarks Shell and Transocean procedures in place. -20 minute call w/ fuel status -5 minute call -Deck Status (Green Deck) updated upon gear check (visual) -Largest approved helicopter type is Sikorsky S-92
19. Installation Picture 		18. Services Helicopter Refueling: : Y Heli Starter Equip : N Heli Towing Equip : Y (S-92, Manual) Helideck Status Light : Y	
20. Non-Compliances 180° Falling Gradient Sector Infringements The forward and port helideck access points are within the helideck 180° Degree Falling Gradient Sector. Vessel heading changes may be required to optimize the wind conditions for helicopter take-offs and landings. If overflight of the infringements cannot be avoided and the headwind component is less than 30 kts, then aircraft Restricted Take-off and Landing Weight (RTOLW) limitations shall be applied in accordance with the HLL Part B, Tables 1 & 2. * S-92: Max weight limited to 25,300 lbs * AW-189: Max weight limited to 18,300 lbs * AW-139: Nil * EC-135 series: Nil		21. Parking Area Information Type : Push-in Only D-Value : 21 Dimensions : 27.2x49.2ft (8.3x15m) Max Allowable Weight : 28,660lbs (13T) Procedures : See Block 28	

22. NDB Frequency RF: N/A Tone: N/A	23. NDB call sign N/A	24. Issue Date 16 April 2022	25. Revision number Original
26. Helideck Picture 		27. Platform Schematic 	
28. Additional information <ul style="list-style-type: none"> ➤ The drillship's helideck has been sized and strengthened for S-92A type helicopters. ➤ Push-in parking area is the void area located on the port/aft section of the helideck. This area is painted grey with tie-down points and a non-skid surface. The parking area is designed with the strength to support and secure a S-92A. Deck antennas shall be "folded down" to accommodate the aircraft. Tie-down point design load is 74 Kn. ➤ Fueling equipment is located at the starboard/aft section of the helideck. Keep tail rotor clear of this area if operation requires fuel. ➤ <u>Crane – Helicopter SIMOPS</u> are approved for the cranes on the PROTEUS as identified below: <ul style="list-style-type: none"> ○ Aft Cranes #3 and #4 – No restriction during helicopter SIMOPS. ○ Fwd Crane #2 – Limited to <u>hoist movement only</u>; any boom movement during helicopter SIMOPS is not authorized. ○ Fwd Crane #1 – Shut Down during helicopter SIMOPS. HLO will relay any crane operations during 20-min and 5-min calls.			
29. Link to NOTAM site http://www.avnotice.com/		30. Helideck Contact Telephone Number (832) 587-5650	

